

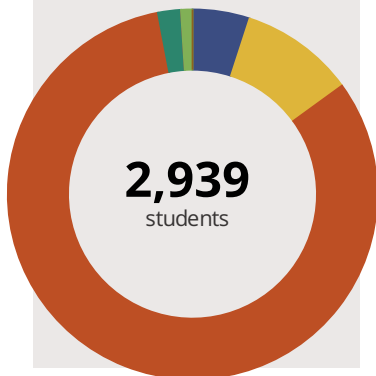
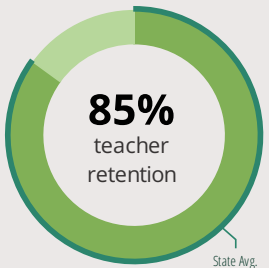
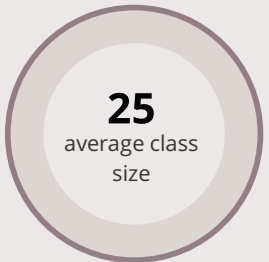
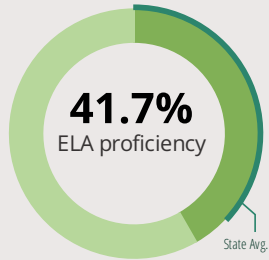


Berwyn North SD 98

6633 16th St Berwyn, IL 60402 (708) 484-6200

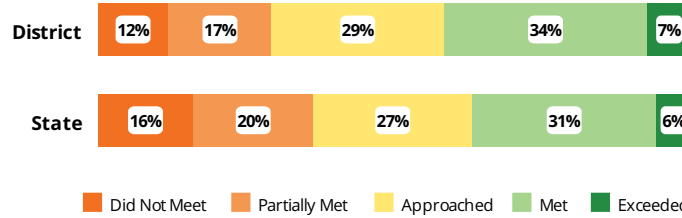
Grades: PK - 8
Superintendent: Dr. Carmen Ayala

FAST FACTS

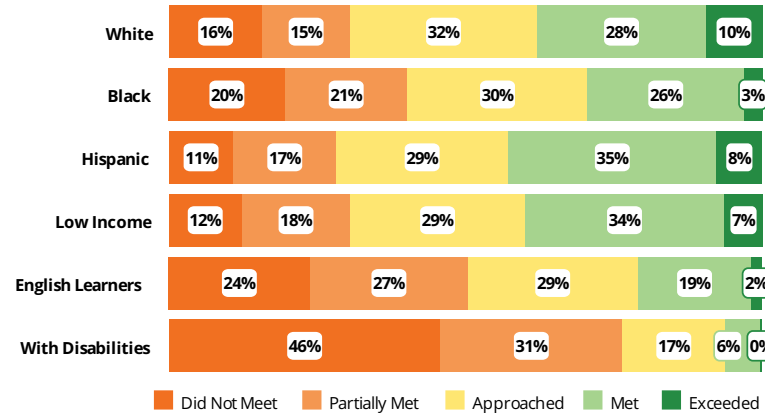


Academic Success

All Illinois students in grades 3-8 take the PARCC assessment each year. High school students take the SAT in Math and English Language Arts.



Success by Student Group

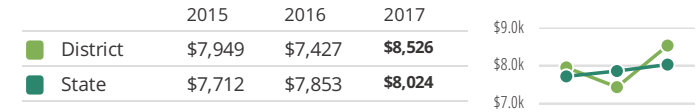


Student Characteristics

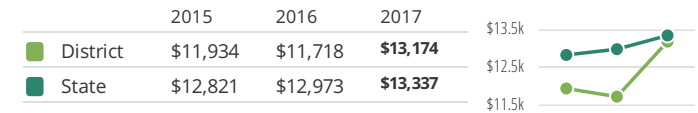
White	5%	Low Income	89%
Black	10%	English Learners	30%
Hispanic	82%	With Disabilities	17%
Asian	2%	Homeless	1%
American Indian	0%		
Two or More Races	1%		
Pacific Islander	0%		

District Finance

Instructional Spending per Pupil includes only the activities directly dealing with the teaching of students or the interaction between teachers and students.



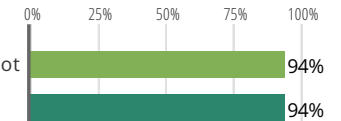
Operational Spending per Pupil includes all costs for overall operations in this district, including Instructional Spending, but excluding summer school, adult education, capital expenditures, and long-term debt payments.



Student Attendance and Mobility

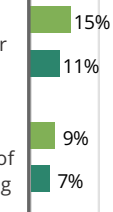
Attendance Rate

Rate at which students are present at school, not including excused or unexcused absences



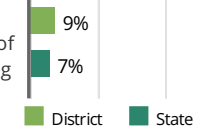
Chronic Truancy Rate

Percentage of students who have been absent without valid reasons for 5% or more of regular school days



Student Mobility

Percentage of students who transfer in or out of the school during the school year, not including graduates





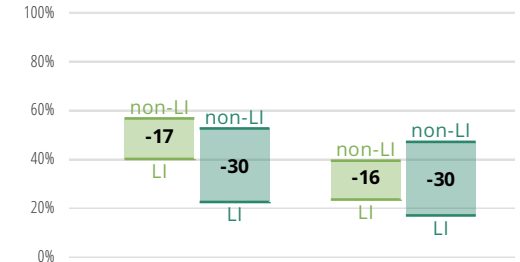
Berwyn North SD 98

Schools in District

School Name	Grades	Summative Designation	School Name	Grades	Summative Designation
Lincoln Middle School	6 - 8	Exemplary	Karel Havlicek Elem School	P - 5	Commendable
Jefferson Elem School	P - 5	Underperforming	Prairie Oak School	P - 5	Commendable

Achievement Gap

Achievement gaps display the differences in academic performance between student groups. The display below shows the gap in readiness for the next level between low income (LI) students and non-low income (non-LI) students on the PARCC assessment for both English Language Arts (ELA) and Math.



	PARCC ELA		PARCC Math	
	District	State	District	State
Non-Low Income	57%	53%	39%	47%
Low Income	40%	23%	24%	17%
Gap	-17	-30	-16	-30

Educator Measures

This district has had an average of **2 principal(s)** at the same school over the past 6 years. District wide in the last three years, an average of **85% of teachers** return to the same school each year.

FOR MORE INFORMATION

Visit IllinoisReportCard.com to see additional details about each item of information for this school. There you will find charts spanning multiple years, detailed explanations, resources, more of the school's programs and activities, and powerful tools that let you dig deeper into data.

Most of this data has been collected by ISBE from school districts through data systems. Some information, such as the School Highlights, is entered directly by principals and can be updated throughout the year.