



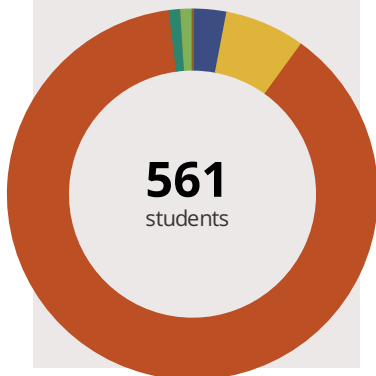
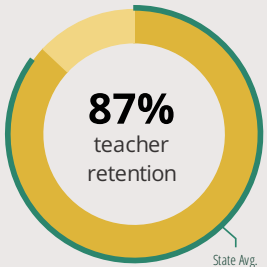
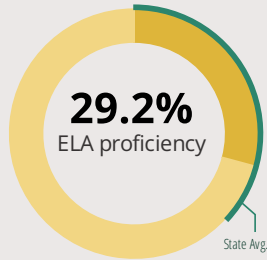
Karel Havlicek Elem School

6401 15th St Berwyn, IL 60402 (708) 795-2451

Grades: P - 5
District: Berwyn North SD 98

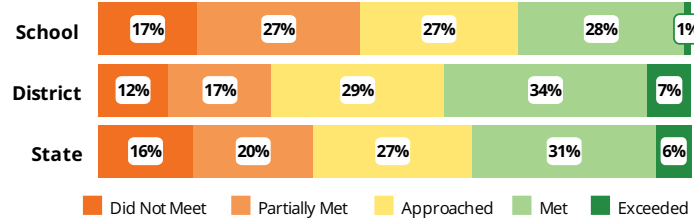
Principal: Ms. Jessica Hartless
Superintendent: Dr. Carmen Ayala

FAST FACTS



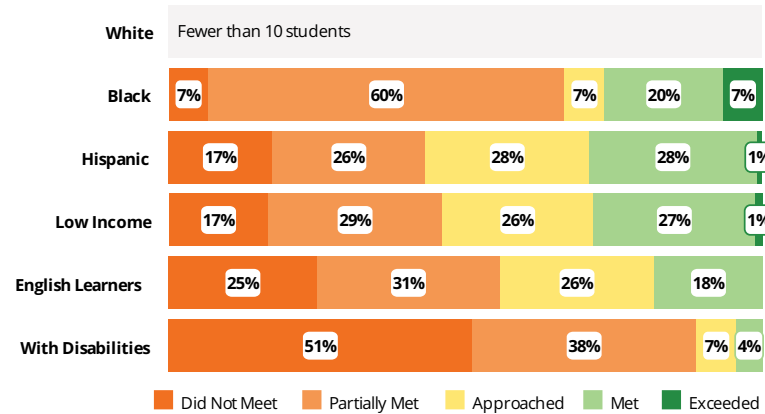
Academic Success

All Illinois students in grades 3-8 take the PARCC assessment each year. High school students take the SAT in Math and English Language Arts.



Success by Student Group

This display shows PARCC ELA performance levels for each student group. No data is shown for groups with fewer than 10 students.

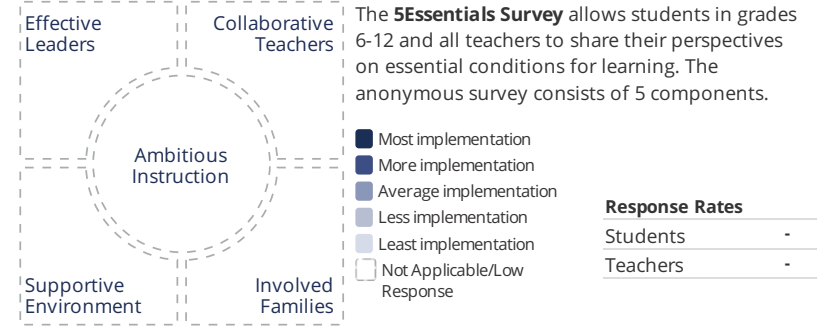


Student Characteristics

White	3%	Low Income	90%
Black	7%	English Learners	39%
Hispanic	88%	With Disabilities	17%
Asian	1%	Homeless	1%
American Indian	0%		
Two or More Races	1%		
Pacific Islander	0%		

School Environment

The **5Essentials Survey** allows students in grades 6-12 and all teachers to share their perspectives on essential conditions for learning. The anonymous survey consists of 5 components.



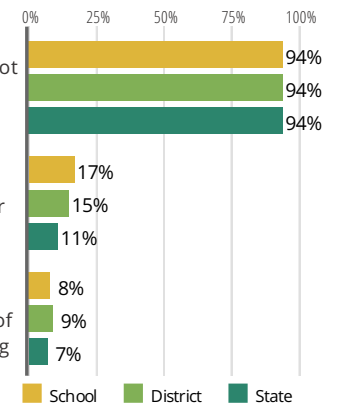
- Effective Leaders**
Do principals and teachers implement a shared vision for success?
- Collaborative Teachers**
Do teachers collaborate to promote professional growth?
- Ambitious Instruction**
Are the classes challenging and engaging?
- Supportive Environment**
Is the school safe, demanding, and supportive?
- Involved Families**
Does the entire staff build strong external relationships?

Student Attendance and Mobility

Attendance Rate
Rate at which students are present at school, not including excused or unexcused absences

Chronic Truancy Rate
Percentage of students who have been absent without valid reasons for 5% or more of regular school days

Student Mobility
Percentage of students who transfer in or out of the school during the school year, not including graduates





Karel Havlicek Elem School

School Highlights

Academic Courses

Havlicek School has implemented a district-wide ELA and Math Curricula aligned to the CCSS to preparing our student for college and career readiness. The school offers a full-day kindergarten, a two-way dual language program in PreK-1st grade and inclusion classes at each grade level. A MTSS framework is used to meet the needs of the whole child.

Physical Education, Heath and Wellness

Havlicek School offers P.E. classes and /or movement activities daily. The fresh fruit and vegetable program is provided to the students to encourage healthy snacks. A social-emotional curriculum is taught through the Second Step program within the weekly schedule.

Other Programs and Activities

Havlicek School offers a variety of of clubs and activities to students before and after school.

School Awards

Havlicek School recognizes students on a monthly, quarterly, semester and yearly for both academic, social-emotional learning and extra curricular clubs / activities. Faculty and staff are recognized throughout the year though our PBIS program and year by the district.

Career Development Courses and Programs

Havlicek School has an agreement with Concordia University Chicago; university students from the "Teaching in Diverse Classrooms" program work weekly with students in each classroom providing needed interventions to promote more successful learning experiences.

Athletics

Havlicek School offers variety of athletic activities to students before and after school.

School Personnel Resources

Regular Pupil Personnel Services Meetings (PPS) are held to discuss the progress of students at risk. Teachers consult with Instructional Specialists and this PPS Team to help determine the most effective interventions based upon students' academic data and progress. Regular data examinations help the team target each student's specific needs.

Facilities

Havlicek School is impeccably maintained. We have a designated art room, music room, gymnasium, auditorium with stage, a school commons area and new playground equipment including a butterfly garden.

District Finance

Instructional Spending per Pupil includes only the activities directly dealing with the teaching of students or the interaction between teachers and students.



Operational Spending per Pupil includes all costs for overall operations in this school's district, including Instructional Spending, but excluding summer school, adult education, capital expenditures, and long-term debt payments.



Educator Measures

This school has had **2 principal(s)** over the past 6 years. In the last three years, an average of **87% of teachers** return to this school each year.

FOR MORE INFORMATION

Visit IllinoisReportCard.com to see additional details about each item of information for this school. There you will find charts spanning multiple years, detailed explanations, resources, more of the school's programs and activities, and powerful tools that let you dig deeper into data.

Most of this data has been collected by ISBE from school districts through data systems. Some information, such as the School Highlights, is entered directly by principals and can be updated throughout the year.