



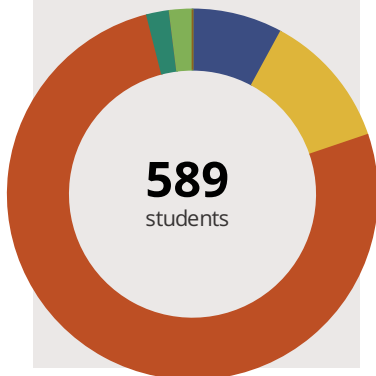
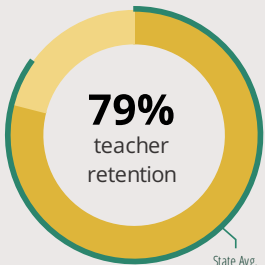
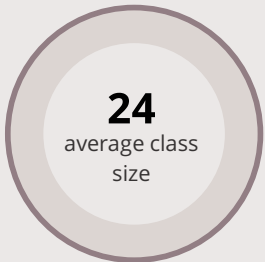
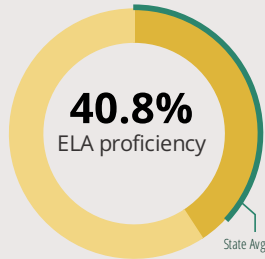
Jefferson Elem School

7035 16th St Berwyn, IL 60402 (708) 795-2454

Grades: P - 5
District: Berwyn North SD 98

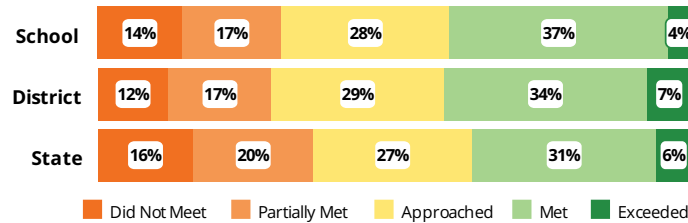
Principal: Ms. Stephanie Mitchell
Superintendent: Dr. Carmen Ayala

FAST FACTS



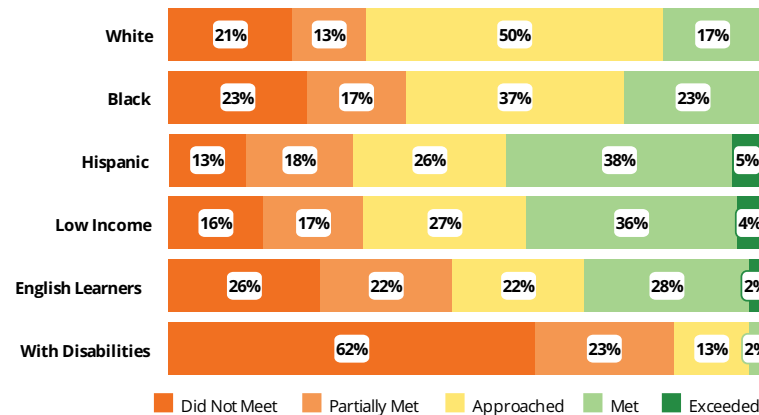
Academic Success

All Illinois students in grades 3-8 take the PARCC assessment each year. High school students take the SAT in Math and English Language Arts.



Success by Student Group

This display shows PARCC ELA performance levels for each student group. No data is shown for groups with fewer than 10 students.



Student Characteristics

White	8%	Low Income	85%
Black	12%	English Learners	34%
Hispanic	77%	With Disabilities	18%
Asian	2%	Homeless	1%
American Indian	0%		
Two or More Races	2%		
Pacific Islander	0%		

School Environment



The **5Essentials Survey** allows students in grades 6-12 and all teachers to share their perspectives on essential conditions for learning. The anonymous survey consists of 5 components.

- Most implementation
- More implementation
- Average implementation
- Less implementation
- Least implementation
- Not Applicable/Low Response

Response Rates

Students	-
Teachers	-

Effective Leaders

Do principals and teachers implement a shared vision for success?

Collaborative Teachers

Do teachers collaborate to promote professional growth?

Ambitious Instruction

Are the classes challenging and engaging?

Supportive Environment

Is the school safe, demanding, and supportive?

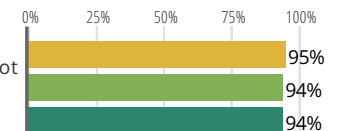
Involved Families

Does the entire staff build strong external relationships?

Student Attendance and Mobility

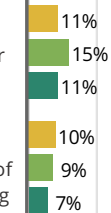
Attendance Rate

Rate at which students are present at school, not including excused or unexcused absences



Chronic Truancy Rate

Percentage of students who have been absent without valid reasons for 5% or more of regular school days



Student Mobility

Percentage of students who transfer in or out of the school during the school year, not including graduates





Jefferson Elem School

School Highlights

Academic Courses

Dual Language is being phased in K-5. There is full day kindergarten program. We have blocked schedule in ELA and Math. Staff uses data to meet the needs of students and to provide targeted interventions. MTSS processes are in place and includes Social Emotional Learning. We offer a variety of before and after school programs and family events.

Physical Education, Heath and Wellness

The Physical Education Program is aligned to the CCSS and a variety of after and before school programs provide students with opportunities to exercise and eat healthy. We have a Running Club, Boys & Girls Sports, and our TIGER STRIPES Dance team! Our Walk to School Event has more families walking to school more than ever before!

Other Programs and Activities

Art Club, Family Nights, Kindergarten Robotics Pilot, Mentoring Program, Music Club, Parent Associations, Tech Club, Tutoring Program

School Awards

Students receive recognition and Incentives for AR, Math Facts, Student Council, Community Service, Academic Growth, Citizenship, Safety Patrol, Fine Arts, Music, Library Helpers, Physical Education, Perfect Attendance and Honor Roll.

Career Development Courses and Programs

Jefferson provides opportunities for students to be exposed to a variety of potential careers as they engage in a variety of subjects, engage in a variety of after school programs and experience many community helpers and professional occupations during their time here.

Athletics

Jefferson engages students in Dance Team (Tiger Stripes), Running Club, (Running Tigers), and Boys and Girl Sports before and after school! Students learn a variety of team games and skills through their experience of our physical education program.

School Personnel Resources

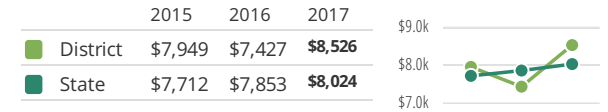
Regular Pupil Personnel Services Meetings (PPS) are held to discuss the progress of students at risk. Teachers consult with Instructional Specialists and this PPS Team to help determine the most effective interventions based upon students' academic data and progress. Regular data examinations help the team target each student's specific needs.

Facilities

Jefferson School is impeccably maintained. We have a large gym with a full scale stage, a school commons area, and new playground equipment. Next to the school is a Soccer Field, which is currently being remodeled and new turf being laid. There is a newer addition to the school which yielded 4 new classrooms and a large basement area for storage.

District Finance

Instructional Spending per Pupil includes only the activities directly dealing with the teaching of students or the interaction between teachers and students.



Operational Spending per Pupil includes all costs for overall operations in this school's district, including Instructional Spending, but excluding summer school, adult education, capital expenditures, and long-term debt payments.



Educator Measures

This school has had **1 principal(s)** over the past 6 years. In the last three years, an average of **79% of teachers** return to this school each year.

FOR MORE INFORMATION

Visit IllinoisReportCard.com to see additional details about each item of information for this school. There you will find charts spanning multiple years, detailed explanations, resources, more of the school's programs and activities, and powerful tools that let you dig deeper into data.

Most of this data has been collected by ISBE from school districts through data systems. Some information, such as the School Highlights, is entered directly by principals and can be updated throughout the year.